



M661C Symphonic Chimes



E50280010

M661CF M661C Less tubes




E6341

E6341 Upright tube



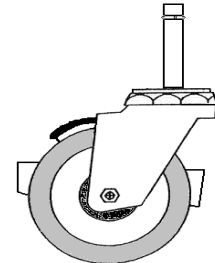
E6342

E6342 Top Support



E6345

E6345 Leg casting L/R



P1447


P1447 3" Locking caster



E7289

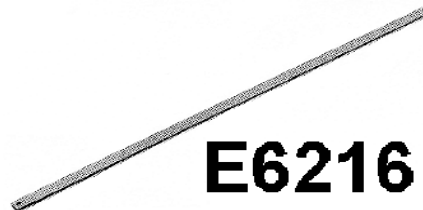
E7289 Chime hanger bar, natural

E7290 Chime hanger bar, sharp



E6346

E6346 Lower crossbar



E6216

E6216 Diagonal brace

E2357 1/4-20x3/4 cap scrw for bottom

E2358 1/4-20x1/2 cap screw for top

E2580T Set screw kit (12pcs) for frame.

contains: (8) E2580 5/16-18 x 3/8

(4) E2579 5/16-18 x 5/8

(not incl) **E0372** 5/32" Allen wrench


(not incl)

(not incl)


M661C parts, cont.



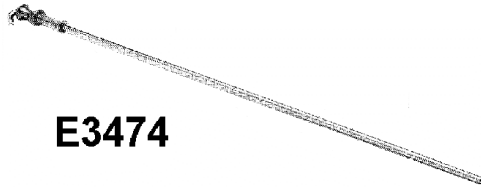
E6348 Pedal/pullrod assy




E32261 Lower pullrod
(Includes E9487 knob and E3235 pullrod stud)



E9487
E9487 1/4-20 plastic knob



E3474
E3474 Upper pullrod assy



E6354 Damper box assembly



E73211
E73211 Damper box grille

- E7351** Side casting
- E73211** Damper box grille
- E73031** Top damper board
- E73041** Middle damper board
 - E7312** Chime roller bracket
 - E1433** #6x1 tapping screw
- E73051** bottom damper board
 - E7313** Chime lever assy.
- E7324T** damper felt, 10pk
- E2359** 1/4-20x1 cap screw (16 per)



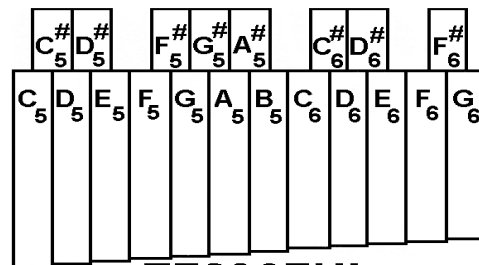
E7313
E7313 Chime lever assembly



E6351 Side casting (1)



E4727T Chime cable kit (10pk)



E7296FUL

- E7296FUL** Set of tubes for M661C, A=442
- E7296FULW0** Set of tubes for M661C, A=440
- E7296xxx** Individual bars for M661C
ex, E7296CN5 = lowest C natural.
ex, E7296CS5 = C sharp 1/2 step up.