


musser

A DIVISION OF THE CONN-SELMER INC.

SYMPHONIC AND CLASSIC ORCHESTRA CHIMES



505 SHAWMUT AVE., LA GRANGE ILLINOIS 60525 U.S.A.

CUSTOMER SERVICE 1-574-522-1675

MUSSEER

A DIVISION OF THE CONN-SELMER, INC.

Dear Customer,

We at Musser want to thank you for selecting one of our percussion instruments. Generations of **American Craftsmanship**, Knowledge and Pride go into each and every **Musser** product.


In striving to offer the highest quality instruments and service in meeting your musical needs, we ask that you please complete both the registration Form and our Customer Satisfaction Survey.

If you are pleased, **tell everyone**; if you are not, **please let us know. WE WANT TO KNOW!**

Specifications are subject to change without notice as we at Musser continue to improve our products. The information in this manual is intended to be of a general nature only.

Thank you,

All Employees
Musser Division
Conn-Selmer Inc.



M661C

M635B

Musser Chimes

Symphonic Chimes

Contemporary beauty plus outstanding resonance and carrying power distinguish these superbly crafted 1½-octave chimes. Each seamless brass tube is suspended by its own stainless steel cable, and has a full 1½" outside diameter, extra wall thickness, and special hardened cap to produce rich, full tone and exceptional volume. Exclusive Musser self-equalizing pressure damper with locking sustain gives the artist complete control. Supplied with rawhide chime mallet and detachable mallet holder. Gold frame and satin finished brass tubes, No. M 665 B. Silver frame and bright chrome plated tubes, No. M 661 C.



Damper systems give complete and instantaneous control.



Brass tubes have a rich sound; chrome is darker, more mellow.

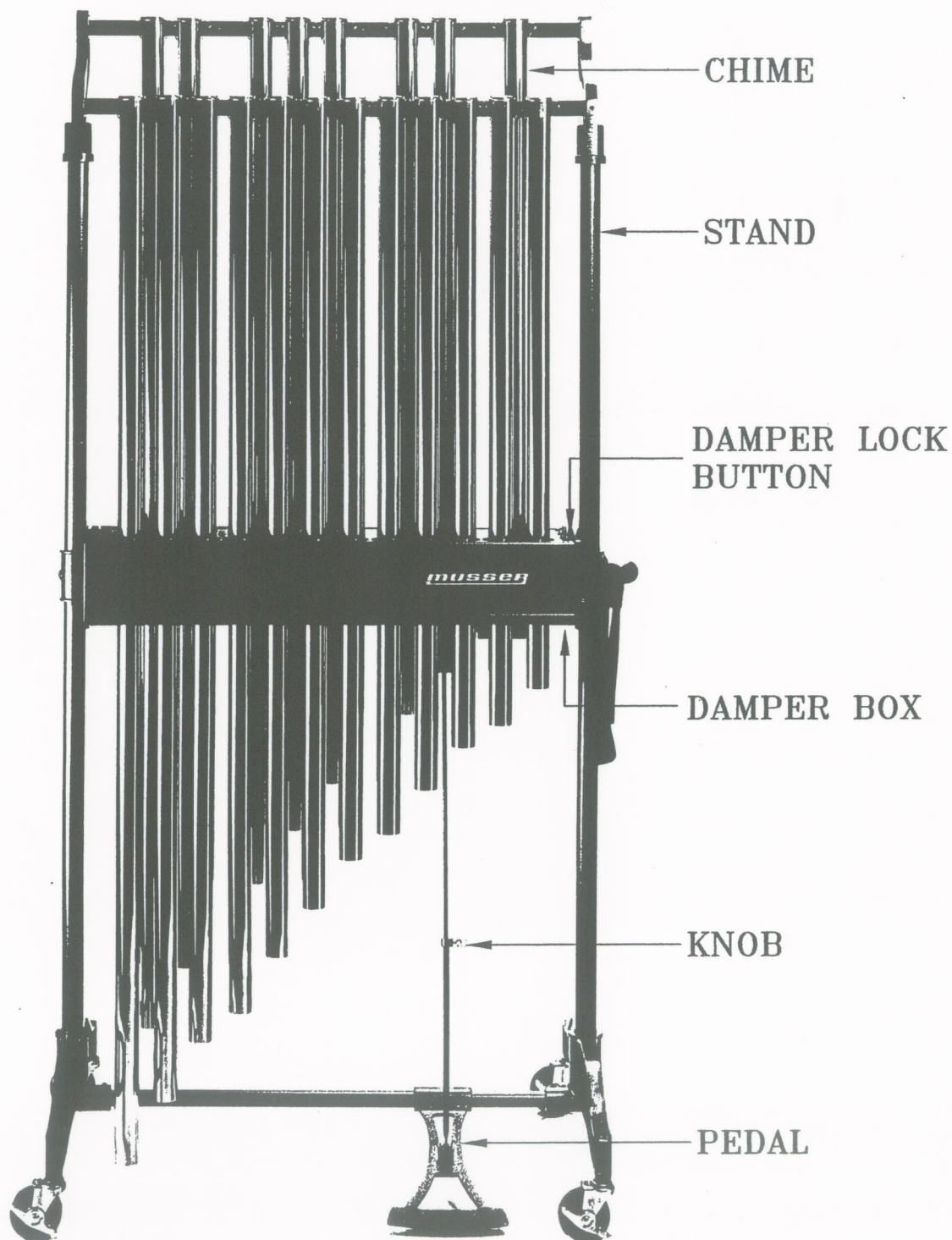
Classic Chimes

The Classic, with 1¼" tubes and durable, baked-on frame finish, is ideal for school use. Tubes are seamless brass and feature hardened caps for greater resonance and volume. The dependable damper system employs 100% wool felt. Supplied with rawhide mallet and detachable holder. Gold frame and satin finished brass tubes, No. M 635 B. Silver frame and bright chrome plated tubes, No. M 635 C.

Specifications

	Range	Pitch	Tubes	Height	Width	Weight
Symphonic Chimes	20 notes, 1½ octaves (C ⁴ to G ⁵)	A-442	1½" outside diameter	70"	33½"	171 lbs.
Classic Chimes	20 notes, 1½ octaves (C ⁴ to G ⁵)	A-442	1¼" outside diameter	66½"	32½"	130 lbs.

MUSSER SYMPHONIC AND CLASSIC ORCHESTRA CHIMES



MUSSER SYMPHONIC AND CLASSIC ORCHESTRA CHIMES

Thank you for selecting MUSSER chimes for your musical needs. Below is some very important information about your chimes. Please read this before playing them.

HOW SHOULD THE CHIMES BE PLAYED?

Stand directly in front of the chimes (A5 to C6). You should strike the chimes on your left slightly to the right of the note name. It is important that you strike the chimes **ONLY** on the cap. The chimes in front of you should be struck above the note name. The ones on your right will be struck slightly to the left of the note name. All MUSSER chimes are balanced to give you the richest sound possible.

Tubular bells or chimes are a monophonic instrument, meaning that only one note should be played at a time. As you strike a note, the previous note played should be dampened by your free hand (grasp the tube firmly on the cap). Playing more than one note at a time will produce an unpleasant sound because the overtones of each tube will clash with each other.

Again, strike the tubes ONLY on the cap. Striking the chime along its length can damage the tube and knock it out of balance.

WHY IS ONLY ONE MALLET SUPPLIED WITH THIS SET?

As stated above, chimes are a monophonic instrument. Chimes are played to add brilliance to an orchestral piece, not generally as a solo instrument.

HOW DO I SET THE DAMPER PEDAL?

Loosen the knob on the side of the damper pedal. Bring pedal down to floor then raise about 1 to 1½ inches from floor. Hold the pedal and tighten the knob. Having the pedal too high from the floor can damage the damper mechanism if the pedal is depressed roughly.

WHAT IS THE BUTTON FOR?

The button is used in conjunction with the damper pedal. After setting the pedal height, depress it. You should be able to press the button down. While holding the button down, release the pedal to put the damper in the “off” position (like depressing the sustain pedal on a piano). However, in this position, the tubes may resonate from the sounds being produced around them. It’s recommended that during long periods of “non play” time to leave the damper in the “on” position. To turn the damper on, simply depress and release the pedal. The button will pop up.

WHAT IS THE ALLEN KEY IN THE ENVELOPE USED FOR?

If you transport the chimes often, the allen set screws in the frame may loosen. Check these screws periodically to make certain they are tight. An allen key is included for this procedure. Be careful not to over-tighten these screws. Over-tightening may accidentally strip the threads.

HOW DO I CARE FOR MY CHIMES?

A mild cleaner like Windex on a soft cloth or towel can be used to clean your chimes and the frame. Chrome polish may be used **ONLY** on the chrome tubes for a bright finish. Suspension cables that are frayed and worn need to be replaced. Musser damper felt will perform reliably for many years, and if necessary, can be replaced. Make sure the frame screws are not loose. To keep your chimes looking beautiful, cover them when not in use.

ARE THERE ACCESSORIES FOR MY CHIMES?

MUSSER has several items for your chimes. We have a special mallet (M337) with removable heads for varied sounds. New felt is available for the 635 (E7323T) 1-1/4 diameter and the 661 & 665 (E7324T) 1-1/2 diameter. Part numbers are for packages of 10 pieces of felt. A chime cover (M636 for 1-1/4" tubes and M637 for 1-1/2" tubes) is useful for transport and storage. A chime cable repair kit (E4727T) is recommended if the chime cables are broken or appear to be frayed. Injury to the instrument or fellow musicians could result if a tube is struck and the cable breaks. A portable chime stand (M1385) is available for tour use, take only the chime tubes you need. The Portable chime stand holds up to eight tubes and can be used indoors or outside for marching or concert ensembles.

Your new instrument is guaranteed against defects in workmanship and material through normal use. We at MUSSER all share a personal pride in our workmanship to produce the finest quality, USA made percussion instruments in the world.

CHIME CABLE INSTALLATION INSTRUCTIONS

All Musser Chime Cable is now one length. To insure proper fit on your particular instrument, follow these instructions.

1. The Cable should be slipped through the Chime Tube and the ends of the Cable should be pushed through the fastening Clip. (See Figure A)
2. Before flattening the Clip, check to insure you have the Cable flush with the clip on both ends. This will allow all of the Tubes to hang evenly.
3. You can now use a vise grip to flatten the Clip and secure the Cable. A vise grip is recommended because it provides greater leverage than a pair of pliers. (See Figure B)

1-1/4" CHIME TUBES (M635)
1-1/2" CHIME TUBES (M661, M665)

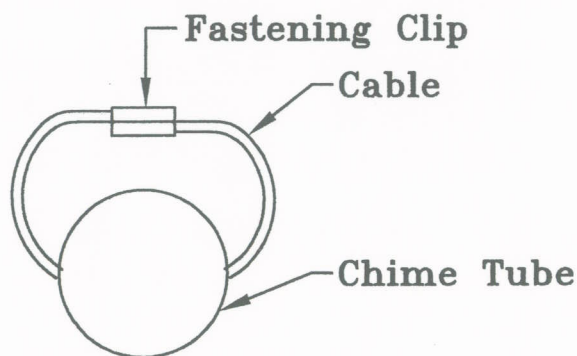


Figure A

**Cable end should be
flush with end of clip.
(no overhang)**

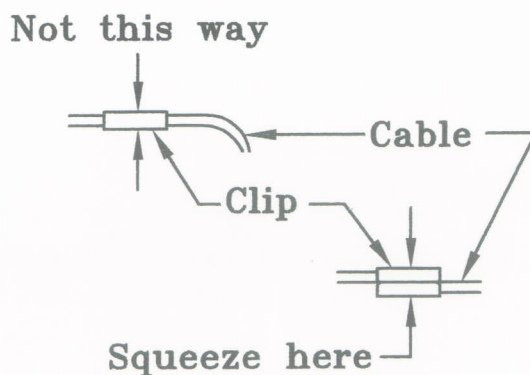


Figure B

MUSSER CHIME ACCESSORIES

Below is some very important information about your chime accessories.

MALLETS

Musser has available a Dual Head Mallet with removable heads for varied sound.



Standard Mallet
M336



Dual Head Mallet
M337



Mallet Handle
M347



Yellow Head
M348



Green Head
M349

CHIME CABLE REPAIR KIT

A Cable repair Kit is recommended if the Chime cables are broken or appeared to be frayed.



Cable Repair Kit
E4727T



Cable Shown Assembled



Cable




Clip

FELT REPAIR KIT


New Felt is available for the M635 (E7323T) 1-1/4 dia. and the 661 & 665 (E7324T) 1-1/2 dia. Chimes. Part Numbers are for packages of ten pieces of felt with pressure sensitive adhesive.



Typical Felt



Felt Repair Kit
E7323T



Felt Repair Kit
E7324T

OTHER ACCESSORIES



Portable Chime Stand
M1385



Chime Mallet
Holder M638



Cover M661 & M665
M637



Cover for M635
M636